

# ntgent

## Koninklijke Nederlandse Schouwburg

Technical Rider



## 1. GENERAL INFORMATION

Public entrance: Sint-Baafsplein 17  
Stage door: Sint-Baafsplein 17, via 'Tickets Gent' (right arch) or via NTGent Café  
Loading dock: Sint-Baafsplein 17, via trailer elevator (left arch)  
Administration: Sint-Baafsplein 17, 9000 Gent  
Tel. : +32 9 225 01 01  
[info@ntgent.be](mailto:info@ntgent.be)  
[www.ntgent.be](http://www.ntgent.be)

### Contact :

- Joris Durnez \_ Stage manager  
Mob. : +32 476 679 053  
[joris.durnez@ntgent.be](mailto:joris.durnez@ntgent.be)
- Karel Clemminck \_ Technical director  
Mob. : +32 486 163 104  
[Karel.clemminck@ntgent.be](mailto:Karel.clemminck@ntgent.be)
- Dennis Diels \_ Head of lighting dept.  
[dennis.diels@ntgent.be](mailto:dennis.diels@ntgent.be)
- Raf Willems \_ Head of sound & video dept.  
[raf.willems@ntgent.be](mailto:raf.willems@ntgent.be)

### Getting there :

The NTGent 'Schouwburg'/Theatre is located in a pedestrian zone where a permit is needed for vehicles and parking is not allowed.

**Please provide details (type of car, license plate) of your truck(s) and/or car(s) in time for us to apply for the required drive-through permit !**

### Trucks:

Via E17 - exit Gentbrugge - direction city center, Brusselse steenweg

or R40, before the viaduct turn right, direction round about Dampoort - Dampoortstraat - Steendam

or Brusselse Poortstraat - Lange Violettestraat - Sint-Annaplein - Keizer Karelstraat - Vlasmakkt to the Belfortstraat - Botermarkt - left of the belfry onto the Sint Baafsplein and reversing onto the trailer elevator through the left arch of the building.

### Cars:

The parking garages 'Reep' and 'Vrijdagmarkt' are the closest. When entering the city you can follow the P-route to one of these car parks. The parking lots 'Kouter', 'Gent Zuid' and 'Sint Michiels' are also within walking distance.

Ghent has a circulation plan meant to keep through traffic out of the city center. The most recent information on this subject can be found on the city's website <https://stad.gent/mobiliteitsplan/het-circulatieplan>.

To improve air quality, the inner city of Ghent, within the city ring R40, is a low emission zone. Polluting vehicles can only enter the city with a permit. All information can be found on the city's website <https://stad.gent/nl/mobiliteit-openbare-werken/lage-emissiezone>.

#### Public transport:

From 'Gent Sint-Pieters' train station:

Tram 1: get off at the stop 'Korenmarkt' between the Belfry and Sint-Niklaaskerk.

Tram 2: get off at the 'Vogelmarkt' stop and cross the Koestraat, Kalandeberg, Oranjeberg and Lange Kruisstraat direction Sint-Baafsplein.

From 'Gent Dampoort' train station:

Bus line 3, 38 or 39 get off at the 'Sint-Jacobs' stop and via the Belfortstraat towards Sint-Baafsplein or get off at the 'Korenmarkt' stop.

#### Load-in/out:

Sint-Baafsplein 17 - left arch when facing the Schouwburg. The theater has a trailer elevator of 17m x 3m65 with a maximum lifting capacity of 37 T.

The dimensions of the outer gate are 3m15 W x 4m20 H, entry to stage (right) is 4m95 W x 4m05 H.

Smaller deliveries, e.g. instruments, can be brought in from Biezekapelstraat 7 via a platform elevator with a maximum lifting capacity of 2 T that has direct access to stage left. (maximum dimensions: 1m79 W x 3m08 H)



Access :

At the gate of the trailer elevator there is a selection keyboard with the inscription 'Stage manager'.

If there is no contact, you will be helped through NTGent Café or through the ticket office, entrance via right arch.

## 2. SEATING

Number of seats : the maximum seating is 590, 566 seats of which can be sold as standard.

### STALLS/'PARTERRE' (rows A to P)

stalls : 268

orchestra pit rows (A & B) : 33

total : 301

### 2nd BALCONY (Rows A to F)

middel balcony : 106 (24 have limited vision)

side balconies left & right : 8

total : 114

### 1st BALCONY (rows A to D)

middle balcony : 86

side balconies left & right : 16

total : 100

### 3th BALCONY (Rows A to E)

middle balcony : 63

side balconies left & right : 12

total : 75

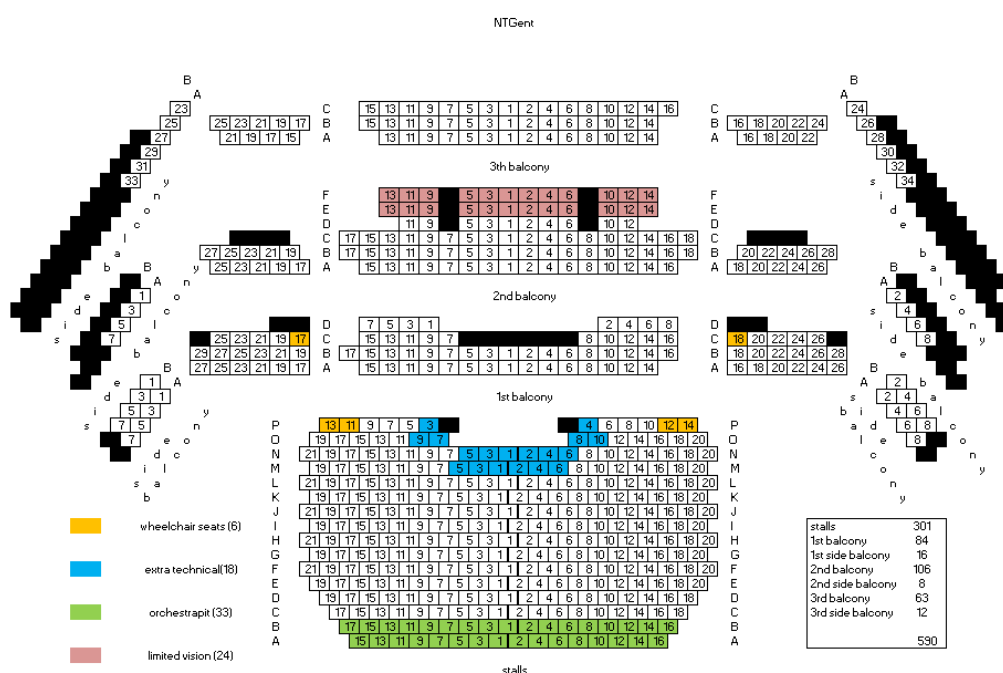
Note: due to bad sightlines and/or inadequate seating comfort, a number of seats are excluded from sale as standard - these have a black background on the seating plan below.

Wheelchair spaces: by default, there are 2 wheelchair spaces at the rear of the stalls (row P) and 1st balcony seats C 17 and 18.


More wheelchair spaces can be created there on request.

Hearing loop: people with a hearing impairment who have a hearing aid with a T-stand can use the existing wireless hearing loop system (on stalls level). (Info: [publiekswerking@ntgent.be](mailto:publiekswerking@ntgent.be))

Technical booth/control desk: at centre in the rear of the stalls (rows O & P) there is space for the sound and light control (see also 5. LIGHT and 6. SOUND). This can be extended on request, see blue seats.









### 3. BACKSTAGE FACILITIES

Dressing rooms:	There are dressing rooms on every floor.
Stage level:	2 individual dressing rooms with showers and an adjoining green room with fridge, dishwasher, tables, chairs, etc. and 1 separate shower.
1st floor:	1 assembly lounge for 12 people. 4 showers.
2nd floor:	Green room with toilets for men & women. 4 x 1 person and 1 x 2 person dressing room.
3rd floor:	4 x 1 person and 1 x 2 person dressing room. 4 showers. Hairdressing & make-up room. Laundry and wardrobe maintenance room with washing machines, tumble driers and ironing facilities.
4th floor:	4 x single and 1 x double dressing room.
5th floor:	4 x single and 1 x double dressing room.

The NTGent Café and Foyer are in the front of the building.



(picture: green room)

## 4. STAGE SPECIFICATIONS

### 4.1 GENERAL

The theater is a classical medium sized proscenium arch theatre with a 3 % rake and an understage that can be accessed.

The orchestra pit can optionally be put at stage level, thus providing forestage extension, or can be at auditorium level, thus offering two extra seating rows (A and B).

The orchestra pit can also be used as such but is not accessible from the understage once locked at working 'orchestra level'.

The rake of the floor is 3 cm per running meter or 3%.

It is NOT possible to flatten the floor.


The stage floor has a loading capacity of 500 kgs/m<sup>2</sup> and the maximum point load is 200 kgs.

Its surface is hardboard (MDF) with a black finish on timber framed floor.

The use of spikes and screws is allowed to a limited extent.

Decorative elements that cannot be moved immediately MUST NOT be placed under the fire curtain; the line of the fire curtain must remain unobstructed at all times.

In case no masking is used, passage to the other side of stage can be had using the understage via stairs on both sides behind the proscenium.





## 4.2 STAGE DIMENSIONS

Structural opening/decorative proscenium ('manteau'): set opening of 11m50 wide & 9m high (height of fire curtain).

Adjustable proscenium/'portal' ('teaser and tormentor' system in black):  
giving an adjustable opening from maximum 15m42 wide & 8m50 high to a minimum 11m50 wide & 0m70 high.

Depths: all measured from the 'zero point', which is the intersection of the stage axis and the setting line (i.e. the imaginary line connecting the rear of the tormentors).

This 'zero point' is marked on the stage floor.

- Rear wall of the stalls: 18m62
- Front of 1st balcony: 15m94
- Stage extension/orchestra pit: 6m01
- Apron: 3m25
- Decorative proscenium/'manteau': 1m86
- Fire curtain: 1m80
- House curtain: 1m36
- First fly set/batten 1: 20cm
- Last fly set/batten 45: 8m98
- Up-stage fly gallery #1: 9m15
- Line shaft winch bar under up-stage fly gallery #1: 9m34
- Back wall: 9m93

Widths: measured from the 'zero point'.

- Inner panorama bar stage right: 8m71
- Middle panorama bar stage right: 9m21
- Outer panorama bar stage right: adjustable between +- 9m60 & 12m00
- Inner panorama bar stage left: 8m79
- Middle panorama bar stage left: 9m29
- Outer panorama bar stage left: adjustable between +/- 9m60 & 12m
- Fly gallery #1 stage right: 9m47
- Fly gallery #2 & #3 stage right: 8m95
- Fly gallery #1 stage left: 9m55
- Fly gallery #2 & #3 stage left: 9m03
- Side wall stage right: 12m24
- Side wall stage left: 11m80

Heights:

- Stage to auditorium floor: -1m10
- Stage to underside of fly gallery #1:
  - @ first fly set/batten 1: 9m55
  - @ last fly set/batten 45: 9m28
- Stage to underside of fly gallery #2:
  - @ first fly set/batten 1: 12m47
  - @ last fly set/batten 45: 12m20
- Orchestra pit lift (preset stopping positions):

forestage extension: 0m  
auditorium level: -1m  
working orchestra pit level: -2m13  
understage #1 level: -2m44  
understage #2 level: -5m20

#### 4.3 FLYING SYSTEM

Our theatre has an extensive power flying system by DTS<sup>2</sup>, in combination with an Arthea control. Over the main stage are 45 scenery battens that can be operated from stage (right) level either using a wired console that is re-locatable by arrangement to the lower gallery or using a wireless console.

In addition, there is 1 panorama bar on each side that travels the full height, 1 line shaft winch bar on each side under fly gallery #2 and 1 line shaft winch bar under the upstage fly gallery. All these can be operated from the console.

Inbetween the decorative proscenium/'manteau' and the adjustable proscenium there are 2 battens – both console operated – of which the front one contains the (removable) house curtain.

Under fly gallery #1 on both sides, there's an additional panorama bar on Verlinde Stagemaker 250 kgs chain hoists (fixed speed of 4 m per minute), that can be repositioned over the full width of the gallery.

The operation of these hoists is via a separate motor control.

On the grid are 2 console-controlled point hoists with a 250 kgs hoisting capacity that can be vertically dropped at any point of the grid.

Furthermore, on the grid there is a structure with steel beams that can be moved on trolleys to fly and drop chain hoists in a limited field of the main stage. The maximum safe working load of this construction is limited to 1 T.

Length of batten 1 - 45: 16.5m – extendable to 17.5m by means of tubular inserts.

The maximum safe working load is 500 kgs evenly distributed, the maximum point load under and inbetween the suspension lines is 230 kgs; the maximum load at the end of the battens is 100 kgs (35 kgs on the extensions).

Max/min height batten 1: 17m68/5cm

Max/min height batten 45: 17m41/5cm

The spacing between each line is 200 mm

All battens are made of double steel bars with a tube diameter of 48.3 mm and are on 6 suspension lines

Length of inner panorama bars (travelling at full height) : 8.8 m

The maximum safe working load is 500 kgs evenly distributed, the maximum point load under and inbetween the suspension lines is 230 kgs (max. 100 kgs load at the end of the batten).

All battens are made of double steel bars with a tube diameter of 48.3 mm.

Max. height @ batten 23 : 17m55

Length of the panorama bars under fly gallery #2 (line shaft winch bar): 8.8 m

Maximum safe working load: 500 kgs evenly distributed  
Maximum point load under the suspension lines: 180 kgs; inbetween the suspension lines and at the end of the batten: 100 kgs  
These battens are made of single steel bars with a tube diameter of 48.3 mm  
Max. height @ batten 23 : 11m90

Length of the panorama bars under fly gallery #1 (on 2 x Verlinde Stagemaker chain hoist):  
Maximum safe working load: 250 kgs evenly distributed  
These battens are made of double steel bars with a tube diameter of 48.3 mm  
Max height @ batten 23: 9m

Length of the line shaft winch bar under up-stage fly gallery #1: 16.5m – extendable to 17.5m by means of tubular inserts  
Maximum safe working load: 500 kgs  
This bar is a double steel bar with a tube diameter of 48.3 mm.  
Max height: 8m56

Length of battens between the decorative proscenium/'manteau' and the adjustable proscenium: 14m50  
The front bar R1, is by default used for the house curtain.  
Maximum safe working load: 500 kgs  
These battens are made of double steel bars with a tube diameter of 48.3 mm  
Max/min height: 14m70/1m12

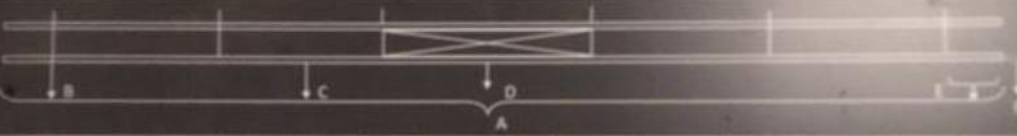

Above the forestage and the orchestra pit there are 2 square trusses (40 cm x 40 cm).

The truss closest to the proscenium serves as standard for hanging the FOH sound system.  
In order to obtain an optimal sound distribution, the height of this truss can only be adjusted to a limited extent.

The 2nd truss with a length of 11m and a maximum loading capacity of 500 kgs can be used for hanging lights. A limitation here is that - in order to hang and focus the lamps - the orchestra pit has to be put at stage level and its seats have to be removed.

Both trusses can be operated by means of a separate control (in FOH box stage right) and travel at a fixed speed.



Toneelhijsinstallatie						
NT Gent - Bouwjaar 2018						
Toelaatbare belasting per trek:						
NB: De som van alle lasten mag NOOIT meer bedragen dan lastgeval A!						
						
Type:	A Totale gelijkmatig verdeelde last	B Max. last onder ophangpunt	C Max. last tussen ophangpunten	D Plaatselijk gelijkmatig verdeelde last	E Max. last t.p.v. vast uiteinde	F Max. last t.p.v. variabele uiteinde
Decor trek / zij trek Rideautrek / Sluier trek	500 kg	230 kg	230 kg	250 kg	100 kg	35 kg
Zij trek onder zij brug Trek onder achter brug	500 kg	180 kg	100 kg	150 kg	100 kg	nvt / 35 kg
Punt trek	nvt	250 kg	<b>VERPLICHT LASTVERDELER TE GEBRUIKEN!</b>			
Geluid trek	750 kg	450 kg	250 kg	300 kg	250 kg	nvt
Zaai trek	500 kg	180 kg	230 kg	300 kg	100 kg	nvt
<b>WAARSCHUWINGEN</b> <ul style="list-style-type: none"> <li>Alleen te bedienen door bevoegde personen!</li> <li>Alleen gecertificeerde hijsmiddelen gebruiken!</li> <li>Verboden personen te hijsen!</li> <li>Let op! Automatisch bewegende installatie!</li> </ul>						
 Dutch Theatre Systems & Services <a href="http://www.dts-2.com">www.dts-2.com</a>						

#### 4.4 MASKING/DRAPES

House curtain: opens from the center ('french action') at variable speed (control located stage right).  
Red velvet.  
By arrangement, it can be removed.

Backdrops: 2, each consisting out of a pair of 2 tabs of 9m W x 8m50 H with ribbons

Legs: 7 pairs of 8m50 H x 3m38 W with ribbons

Borders: 5 pieces of 3m H x 16m50 W

1 piece of 5m H x 16m50 W

Both types equipped with hooks.

Cyclorama: white 16m50 W x 8m H with ribbons

Gauze : black Gobelin 13m50 W x 8m H with ribbons

## 4.5 VARIOUS

Vinyl dance floor: type Vario black/white (width 1.6m) covering the entire stage (inbetween the galleries), possibly including the orchestra pit.

Working platform: Alp lift PHCI940 (mains powered), max. working height 9m40

Intercom: GreenGo, multichannel if required with call function.

4 wireless and 4 wired belt packs, of which at least 1 wired is reserved for the technical booth.

Wired intercom outlets are provided both on stage and in the audience area.

Externally brought intercom systems cannot be connected to our system.

Stage listening and call/paging system serving all dressing rooms and green room.

CCTV Camera on the front of 2nd balcony providing front view of stage and feeding monitors in various locations (on stage and backstage).

Smoke detectors on stage and in the auditorium can be turned off if needed.

Compressed air available on stage.

Hot and cold water connection with drain available in understage (back wall position).

## 5. LIGHTING

The theatre is by default equipped with a Chamsys MQ 80 lighting console and a MagicQ stage wing.

There are 338 ETC ETR15/25 AFR dimmers distributed across the stage and auditorium, of which 42 x 5kW and 296 x 3kW are available. These dimmers can also be used as switches providing direct voltage. The FOH/auditorium lighting bridge (@ 3rd balcony level) is equipped with 18 sine dimmers.

Control can be via standard DMX 512 protocol or via SACN from stage or from the light booth.

The stage area, galleries and the auditorium are equipped with Luminex DMX nodes allowing to select and switch between multiple DMX lines/universes.

The house lights can be controlled from and plotted into the lighting desk. Work lights and blue ambient light can also be controlled through the lighting desk on DMX line 10.

The NTGent theatre has partly switched to LED. In order to create a workable situation for visiting companies, NTGent has developed a system in which we set the colors (and for some spots also the beam) from our lighting desk and only the dimmer channel is provided by the 'visiting' lighting desk using DMX-line 1. Both signals are then merged into our network. At least 4 DMX lines (DMX-1 and 11 through 13) are needed to have control of all parameters.

In the FOH/auditorium lighting bridge (@ 3rd balcony level):

9 x Robert Juliat 710 SX2 (10°-25°) 2kw profile

4 x Robert Juliat 714 SX2 (15°-40°) 2kw profile

5x ETC S4 Series 3 Lustr X8 (15°-30°) LED profile

FOH/3rd balcony circle:

- 6 x Robert Juliat 714 SX2 (15°-40°) 2kw profile
- 2 x ETC S4 Series 3 Lustr X8 (15°-30°) LED profile

In the adjustable proscenium/'portal bridge':

- 13 x ETC S4 Series 3 Lustr X8 (25°-50°) LED profile

In the adjustable proscenium/'portal' left and right:

- 2 x ETC S4 Series 3 Lustr X8 (25°-50°) LED profile

In the boxes @ 1st and 2nd balcony level (both sides):

- 3 x ETC S4 Series 3 Lustr X8 (25°-50°) LED profile
- 1 x Warp ADB (22°-50°) 800W

As extra lighting equipment we have:

- 30 x ETC S4 Series 3 Lustr X8 (25°-50°) LED profile
- 16 x ETC S4 Series 3 Lustr X8 (26°-68°) LED fresnel
- 8 x ETC S4 Series 3 Lustr X8 LED CYC
- 4 x Robe robin 800 ledwash
- 4 x ADB pc C103 (7°-61°) 1kW
- 4 x ADB warp (22°-50°) 800W
- 8 x ADB pc C201 (5°-65°) 2kW
- 60 x DTS Par64 with available lamps CP60, CP61 and CP62
- 12 x ADB ACP1001 1kW
- 6 x ADB ACP1004 4x1kW

## 6. SOUND

The venue's FOH/PA system consists of a split line array from L'Acoustics with centre cluster, front fills and a surround system.

L/R stacked on forestage in front of the decorative proscenium is a set of 1 x sb18 with 4 x kiva II.

Hanging in the same plane from the sound truss over forestage, 3 arrays (L/R and centre cluster), each consisting of 1x sb15 with 8 x kiva II.

Integrated in the front of stage are 6 x 5xt's and as an extra infill there is 1 x 8xt on each side next to the stacks.

The surround system consists of 24 x 5 xt's, divided over the stalls and the 3 balcony levels with which different configurations can be made.

Additional material: 4 x 12XT's, 4 x X12's, 6 x X8's including the necessary La4x amplifiers.

Connecting points are in the technical booth and stage right and left. Control can either be analog, via AES or via Dante. This in L-R, LCR, LCRS and LCRS FF. There can be up to 8 inputs into the matrix.

There are also 2 x CAT6E and 2 x 75 ohm lines directly from the technical booth to stage right and left.





## 7. NETWORK

The Theatre has an extensive cable network. There is a Coax 75 ohm, Ethernet CAT6, fiber single and multimode network, all in star with a central patch. There are plenty of junction boxes on stage and in the audience area.

The network consists of several V-LANs each with fixed IP ranges (for light, audio, and dante primary there is also a DHCP server).

LIGHT 192.168.40.xx

AUDIO 192.168.30.xx

DANTE PRIMARY 192.168.31.xx

DANTE SECONDARY 192.168.32.x

INTERCOM 192.168.33.xx

VIDEO 192.168.60.xx

Adjustments in these ranges are not possible. So visiting companies/presenters are asked to either work on DHCP or adjust to our ranges.

## 8. VIDEO

We have standard a Panasonic PT-RZ 120 ( 12.000 a-lumens) laser beamer available.  
It comes with a silencer box and a set of lenses: 0.8 / 1.7-2.3 / 2.8-4.6

A (4:3 aspect ratio) front projection screen of 6 x 4.5m is available; this can either be rigged or standing.

Another (16:9 aspect ratio) front projection screen of 4 x 2.25m can only be rigged.

NB about this Technical Rider:

As it is the case with the ground plan and section drawings of our Theatre, we have endeavoured to make this Technical Rider as complete, accurate and up-to-date as possible. However, we are a 'house in motion' and the information contained and provided in this Technical Rider is not binding.

This Technical Rider only lists the equipment that is permanently available in our venue. NTGent has more material at its disposal, mainly being used for its own touring productions, that may be made available by arrangement.

Contacting us in advance can make a big difference, especially when it comes to centimeters!

